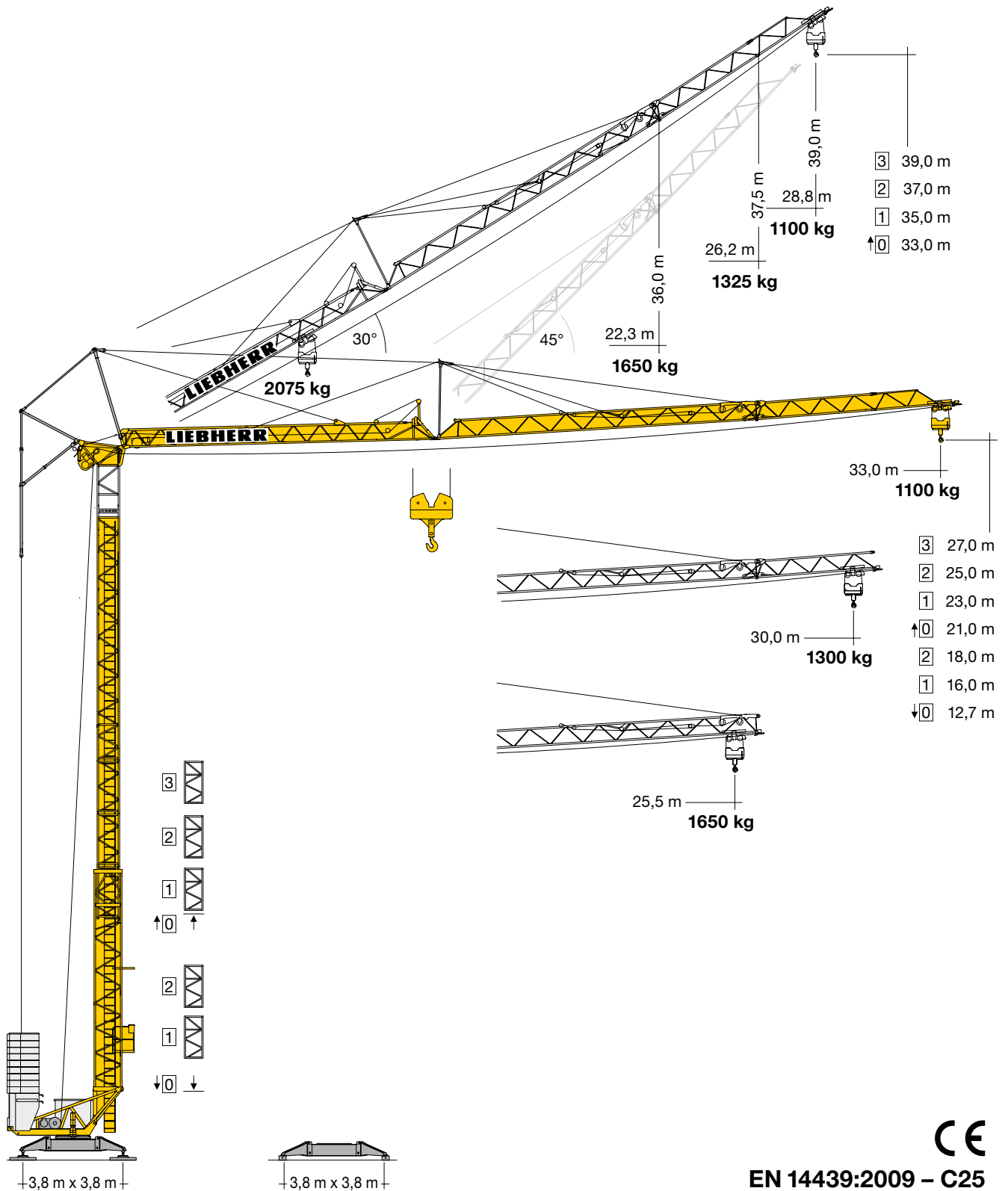
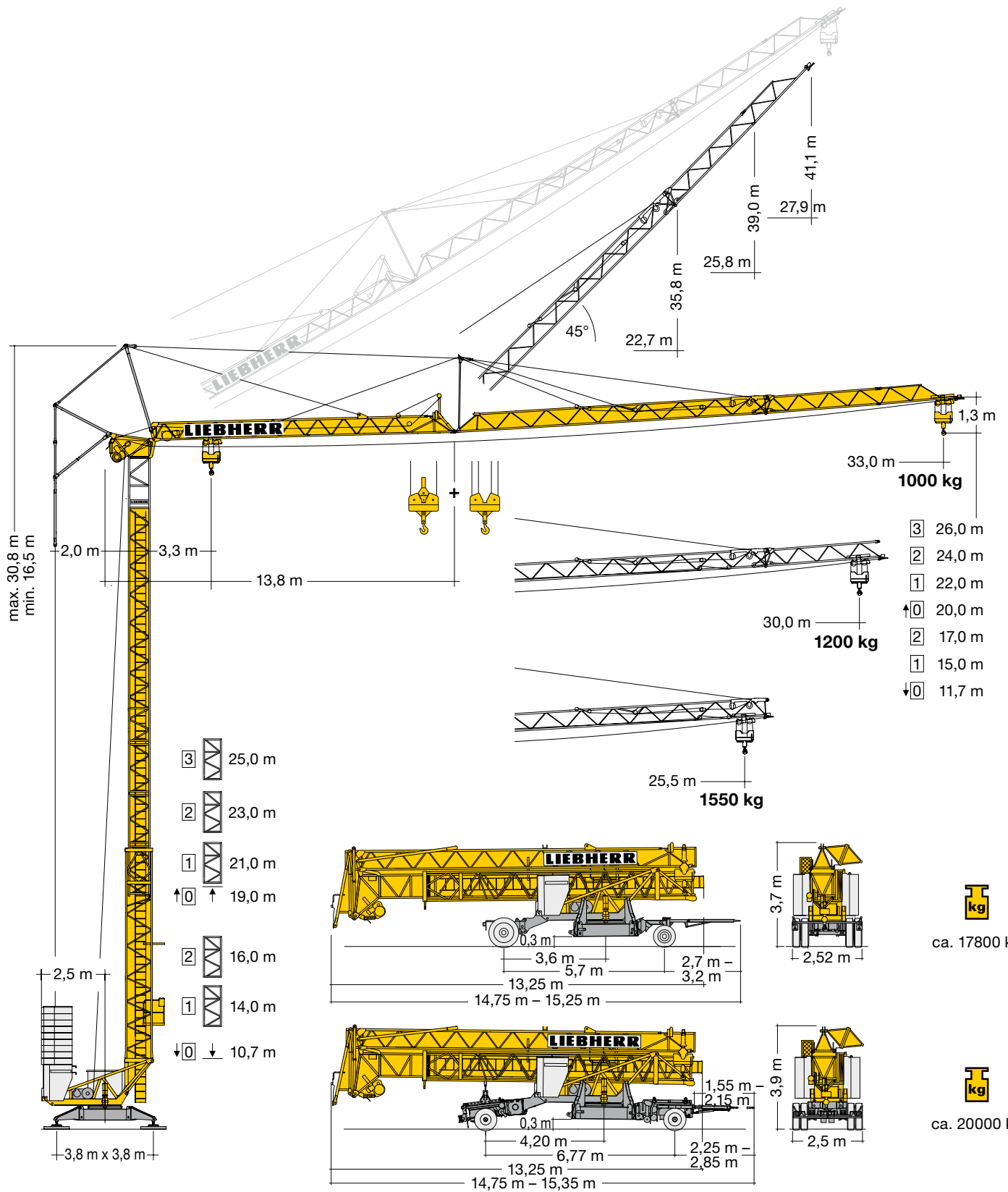


Turmdrehkran 34K

HÜFFERMANN
Vermietung – Transport & Montage –
Service, Wartung & Ersatzteile

turmdrehkrane@hueffermann.com, www.hueffermann.com






Gewicht


Weight/Poids/Peso/Peso/Pesos/Macca


	<p>r = 2,5 m</p>	<p>18980 kg</p>		<p>ca. 10400 kg (26 m: + 1050 kg)</p>
--	------------------	-----------------	--	---


Ausladung und Tragfähigkeit

Radius and capacity/Portée et charge/Sbraccio e portata/
Alcances y cargas/Alcance e capacidade de carga/Вылет и грузоподъемность

m	max. kg  m/kg	m/kg																							
		10,0	11,0	12,0	13,0	14,0	15,0	16,0	17,0	18,0	19,0	20,0	21,0	22,0	23,0	24,0	25,5	26,0	27,0	28,0	29,0	30,0	31,0	32,0	33,0
33,0	3,3 – 17,40 2075	2075	2075	2075	2075	2075	2075	2075	2075	2075	1990	1870	1750	1650	1560	1480	1410	1310	1275	1220	1160	1120	1100	1100	1100
30,0	3,3 – 18,40 2075	2075	2075	2075	2075	2075	2075	2075	2075	2075	2075	2000	1880	1770	1680	1590	1510	1400	1370	1310	1300	1300	1300		
25,5	3,3 – 19,50 2075	2075	2075	2075	2075	2075	2075	2075	2075	2075	2075	2075	2010	1890	1790	1700	1650	1650							

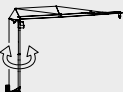
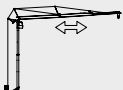
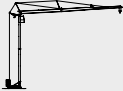
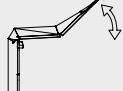
m	max. kg  m/kg	m/kg																							
		10,0	11,0	12,0	13,0	14,0	15,0	16,0	17,0	18,0	19,0	20,0	21,0	22,0	23,0	24,0	25,5	26,0	27,0	28,0	29,0	30,0	31,0	32,0	33,0
33,0	3,3 – 17,06 2000	2000	2000	2000	2000	2000	2000	2000	2000	2000	1870	1750	1640	1540	1450	1370	1300	1200	1170	1110	1060	1010	1000	1000	1000
30,0	3,3 – 18,10 2000	2000	2000	2000	2000	2000	2000	2000	2000	2000	2000	1880	1770	1660	1560	1480	1400	1300	1270	1210	1200	1200	1200		
25,5	3,3 – 19,19 2000	2000	2000	2000	2000	2000	2000	2000	2000	2000	2000	1900	1790	1690	1600	1550	1550								

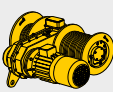
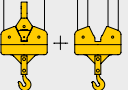
m	max. kg  m/kg	m/kg																							
		10,0	11,0	12,0	13,0	14,0	15,0	16,0	17,0	18,0	19,0	20,0	21,0	22,0	23,0	24,0	25,5	26,0	27,0	28,0	29,0	30,0	31,0	32,0	33,0
33,0	3,3 – 9,91 4000	3950	3490	3120	2820	2570	2350	2170	2010	2000	2000	1890	1780	1680	1590	1510	1400	1360	1300	1240	1180	1130	1090	1040	1000
30,0	3,3 – 10,46 4000	4000	3750	3350	3030	2760	2530	2400	2400	2280	2130	2000	1880	1780	1680	1590	1510	1440	1370	1310	1250	1200			
25,5	3,3 – 11,04 4000	4000	4000	3600	3250	3100	2990	2760	2560	2390	2230	2100	1970	1860	1760	1670	1550								




m	max. kg  m/kg	Auslegersteilstellung 30° / Elevated jib 30° / Flèche inclinée 30° / Braccio inclinato a 30° / Pluma inclinada 30° / Lança inclinada 30° / Положение стрелы под углом 30°													
		16,0	17,0	18,0	19,0	20,0	21,0	22,3	23,0	24,0	25,0	26,2	27,0	28,0	28,8
33,0	3,0 – 16,48 2075	2075	2000	1850	1730	1620	1520	1400	1350	1280	1210	1140	1100	1100	1100
30,0	3,0 – 17,15 2075	2075	2075	1950	1820	1710	1600	1480	1430	1350	1325	1325			
25,5	3,0 – 17,76 2075	2075	2075	2040	1910	1790	1680	1650							


Antriebe

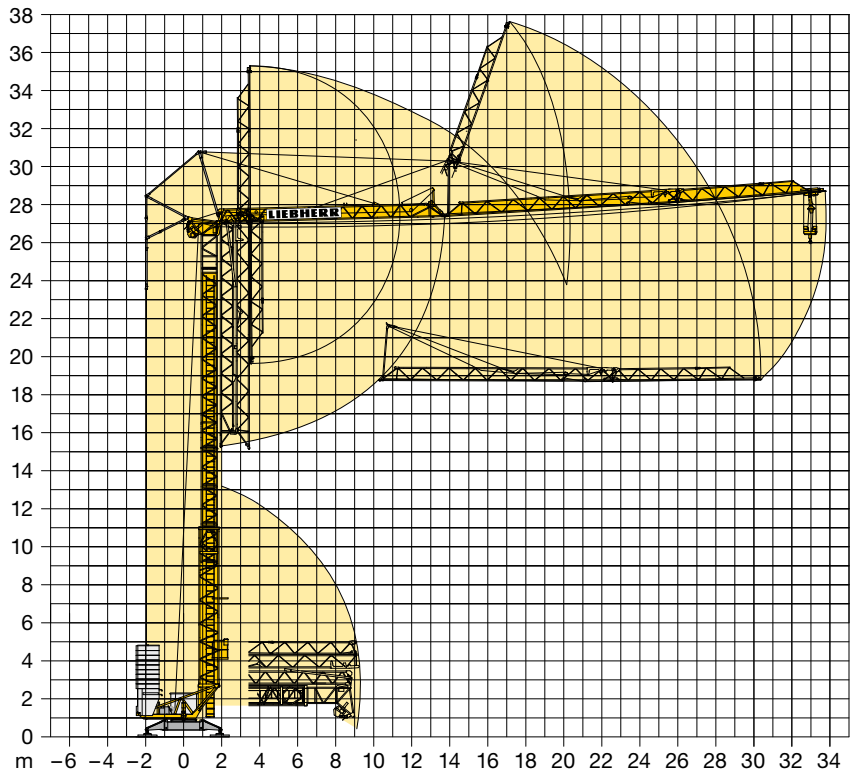
Driving units / Mécanismes d'entraînement / Meccanismi / Mecanismos / Mecanismos / Приводы

	U/min 0 ↔ 0,9 sl./min tr./min	2,2 kW FU
	20,0/40,0 m/min	1,3/2,3 kW
	25,0 m/min	2 x 1,3 kW
	0 – 45° ca. 30 sec.	2,2 kW

	Stufe / Step / Cran / Marcia / Velocidad / Velocidade / Передача		
	kg	m/min	
	11 kW FU		
	1	2000 4000	3,0 1,5
	2	2000 4000	25,7 12,9
	3	1500 3000	36,0 18,0
4	1000 2000	51,4 25,7	

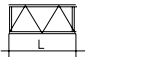
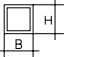
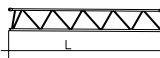
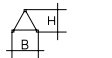

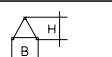

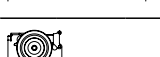
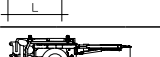


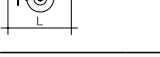
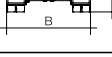
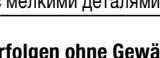
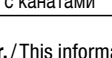
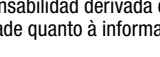
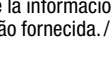
BGL		C.0.03.0040			C.0.03.0355
-----	---	-------------	---	---	-------------

	400 V – 440 V	50 Hz/60 Hz	15,0 kVA (FU)
---	---------------	-------------	---------------



Kolli-Liste

Packing List / Liste de colisage / Lista dei colli /
Lista de contenido / Lista de embalagem / Упаковочный лист

Pos. Item	Anz. Qty.				L (m)	B (m)	H (m)	kg
1	3	Turmstück / Tower section / Élément de mâ / Elemento di torre / Tramo de torre / Peça de torre / Башенная секция			2,10	0,85	0,88	350
2	1	Ausleger-Verlängerung 25,5 m – 30,0 m / Jib extension / Rallonge de la flèche / Elemento estensione braccio / Prolongación de pluma / Extensão da lança / Удлинение стрелы			4,70	0,80	0,70	180
3	1	Ausleger-Verlängerung 30,0 m – 33,0 m / Jib extension / Rallonge de la flèche / Elemento estensione braccio / Prolongación de pluma / Extensão da lança / Удлинение стрелы			3,10	0,80	0,70	65
4	1	Transportachse vorne / Road transport axle front / Essieux de transport avant / Asse di trasporto anteriore / Eje delantero para transporte / Eixo de transporte dianteiro / Транспортировочная ось, передняя						
			Tra 100 KY 2					750
			Tra 100 KY 6		3,65 – 4,15	1,45	1,10	920
			Tra 100 KY 6 A					920
5	1	Transportachse hinten / Road transport axle behind / Essieux de transport arrière / Asse di trasporto posteriore / Eje trasero para transporte / Eixo de transporte traseiro / Транспортировочная ось, задняя						
			Tra 120 GY 1 A		1,90	2,50	1,05	1100
			Tra 120 GY 1					
6	1	Transportachse vorne LiTRAX HS-121 / Road transport axle front / Essieux de transport avant / Asse di trasporto anteriore / Eje delantero para transporte / Eixo de transporte dianteiro / Транспортировочная ось, передняя			3,65 – 4,25	2,10	1,15	1900
7	1	Transportachse hinten LiTRAX HS-122 (ohne Lenkung) / Road transport axle behind (without steering) / Essieux de transport arrière (sans direction) / Asse di trasporto posteriore (senza sterzo) / Eje trasero para transporte (sin sistema de dirección) / Eixo de transporte traseiro (sem esterço) / Транспортировочная ось, задняя (без управления)			1,95	2,50	1,10	1600
8	1	Transportachse hinten LiTRAX HS-123 (mit Lenkung) / Road transport axle behind (with steering) / Essieux de transport arrière (avec direction) / Asse di trasporto posteriore (con sterzo) / Eje trasero para transporte (con sistema de dirección) / Eixo de transporte traseiro (com esterço) / Транспортировочная ось, задняя (с управлением)			1,95	2,50	1,10	1700
9	1	Kiste mit Seilen und Kleinteilen / Case with ropes and small parts / Caisse avec câbles et pièces détachées / Cassa con funi e accessori / Caja con cables y piezas sueltas / Caixa contendo cabos e acessórios / Ящик с мелкими деталями и с канатами			1,00	0,80	1,00	450

Änderungen vorbehalten! / Subject to technical modifications! /
Sous réserves de modifications! / Con riserva di modifiche! /
¡Sujeto a modificaciones sin previo aviso! / Sujeto a modificaciones! /
С правом внесения изменений!

Sämtliche Angaben erfolgen ohne Gewähr. / This information is supplied without liability. /
Ces renseignements sont sans garantie. / Tutte le indicazioni fornite senza garanzia. /
Declinamos toda responsabilidad derivada de la información proporcionada. / Declinamos
qualquer responsabilidade quanto à informação fornecida. / Все данные указаны без обязательств.

120 P – 5808 • EN 14439:2009 – A3 • BGL C.0.03.0040 • 04.19

Printed in Germany.

Hüffermann Krandienst GmbH

Ahlhorner Straße 89, 27793 Wildeshausen
Telefon: +49 4431 94555-0

turmdrehkrane@hueffermann.com
www.hueffermann.com